



अमृत महा आवास अभियान २०२२-२३

दैनिक प्रगती अहवाल : १८.०५.२०२३

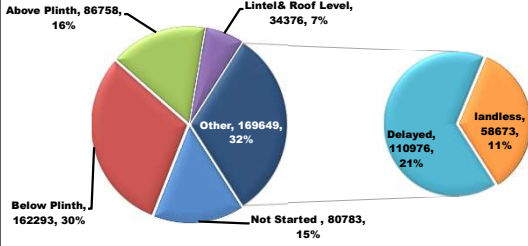
प्रधानमंत्री आवास योजना ग्रामीण – मंजूरी, पूर्ण घरकुले, हप्ते वितरण, भूमिहीन, आर्थिकदृष्ट्या अपुर्ण
राज्य पुरस्कृत ग्रामीण आवास योजना – मंजूरी, पूर्ण घरकुले, हप्ते वितरण, आर्थिकदृष्ट्या अपुर्ण

योजना	एकूण मंजूरी	दैनिक मंजूरी	एकूण पूर्ण	दैनिक पूर्ण घरकुले	दैनिक पहिला हप्ता वितरित	दैनिक दुसरा हप्ता वितरित	दैनिक तिसरा हप्ता वितरित
प्रधानमंत्री आवास योजना ग्रामीण	१४०९४१७	०	१०४५६४७	४१५	१००	२१२	२६९
राज्य योजना	५६६४५५	५४८	४०६३२०	१६७	१६०	२५७	२२५
एकूण	१९७५८७२	५४८	१४५१९६७	५८२	२६०	४६९	४९४

PMAY-G Completion Progress Bar

74.2%

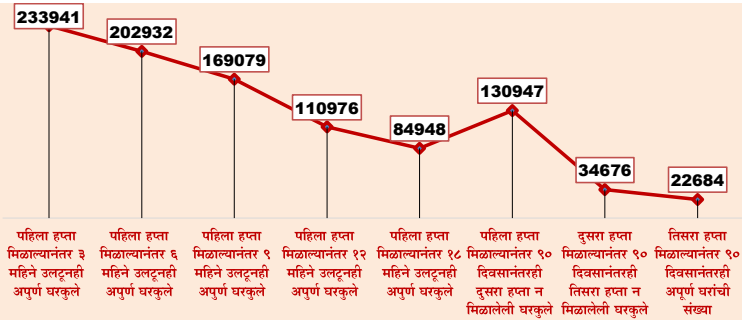
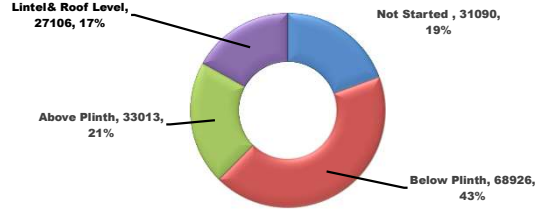
PMAY-G: Incomplete Houses bifurcation



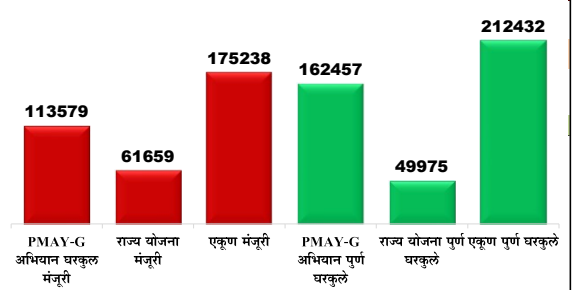
State Schemes Progress Bar

71.7%

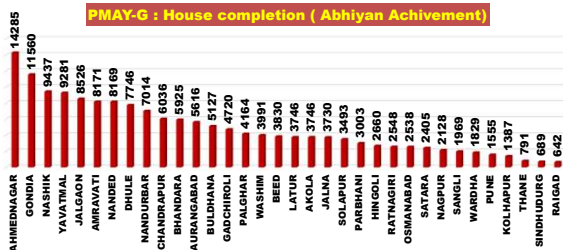
State Schemes: Incomplete Houses bifurcation



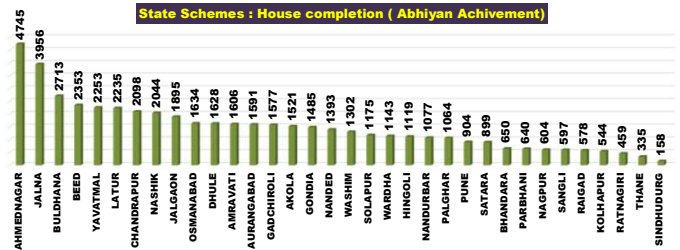
Abhiyan Achievement Day 179



PMAY-G : House completion (Abhiyan Achievement)



State Schemes : House completion (Abhiyan Achievement)



राज्य व्यवस्थापन कक्ष- ग्रामीण गृहनिर्माण

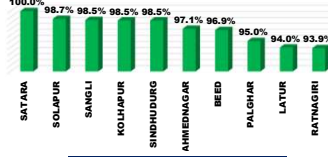
४ था मजला, दक्षिण कक्ष, सिडको भवन, सीबीडी बेलापूर, नवी मुंबई - ४०० ६१४.

Top and Bottom Ten Districts

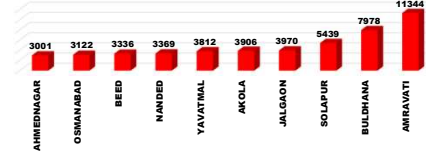
PMAY-G Delayed Houses TOP 10 Dist.



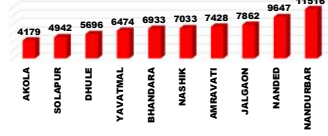
State Schemes Sanction TOP 10 Dist.



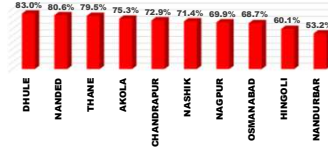
PMAY-G Remaining 1st Installments Bottom 10 Dist.




PMAY-G Delayed Houses Bottom 10 Dist.



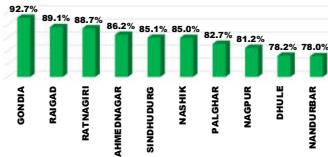
State Schemes Sanction Bottom 10 Dist.



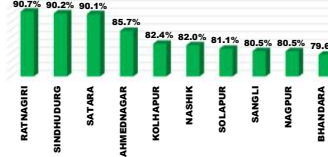
PMAY-G Remaining 2nd Installments Bottom 10 Dist.



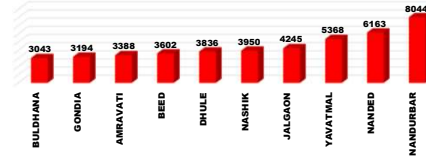
PMAY-G Completion TOP 10 Dist.



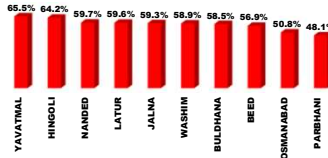
State Schemes Completion TOP 10 Dist.



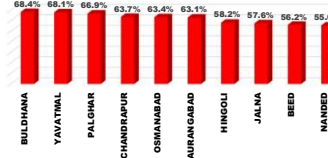
PMAY-G Remaining 3rd Installments Bottom 10 Dist.



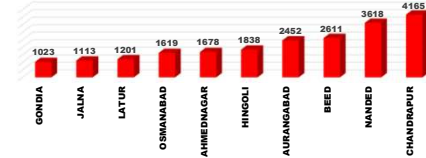
PMAY-G Completion Bottom 10 Dist.



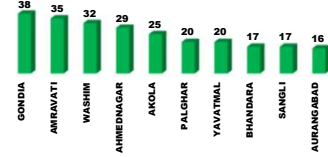
State Schemes Completion Bottom 10 Dist.



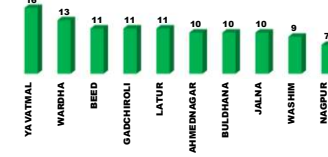
State Schemes Remaining 1st Installments Bottom 10 Dist.



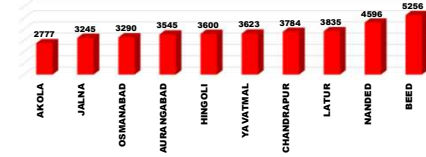
PMAY-G Daily Completion Top 10 Dist.



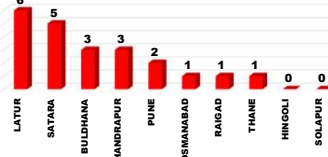
State Schemes Daily Completion Top 10 Dist.



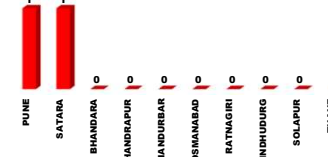
State Schemes Remaining 2nd Installments Bottom 10 Dist.



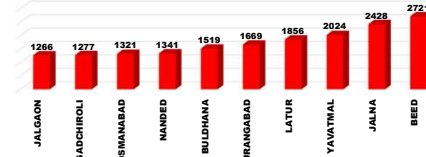
PMAY-G Daily Completion Bottom 10 Dist.



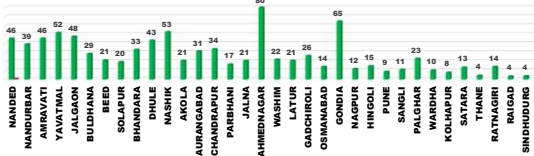
State Schemes Daily Completion Bottom 10 Dist.



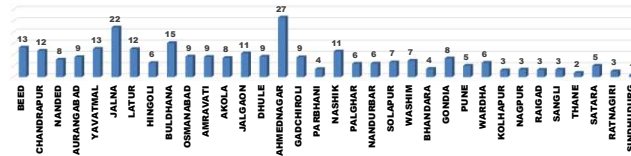
State Schemes Remaining 3rd Installments Bottom 10 Dist.



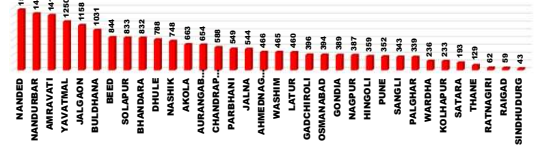
PMAY-G : Current Pace of Completion Per Day (Abhiyan)



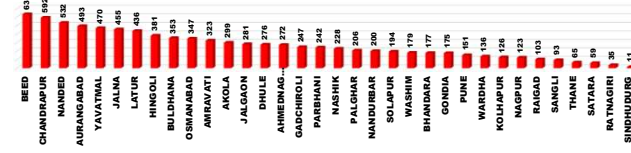
State Schemes : Current Pace of Completion Per Day (Abhiyan)



PMAY-G Required Pace of Completion Per Day



State Schemes Required Pace of Completion Per Day



प्रधानमंत्री आवास योजना ग्रामीण - मंजूरी (PWL+Awaas Plus)

Sr. No.	Division	Target (PWL+Awaas Plus)	17.05.2023	18.05.2023	Daily_Achievement	Remaining
1	NASHIK DIV.	414837	413616	413600	0	1237
2	AMRAVATI DIV.	274771	274303	274285	0	486
3	AURANGABAD DIV.	238003	237302	237302	0	701
4	NAGPUR DIV.	291903	291229	291223	0	680
5	KONKAN DIV.	69832	69611	69611	0	221
6	PUNE DIV.	124377	123427	123396	0	981
Total		1413723	1409488	1409417	0	4306

Sr. No.	District	Target (PWL+Awaas Plus)	17.05.2023	18.05.2023	Daily_Achievement	Remaining
1	AHMEDNAGAR	60791	60756	60756	0	35
2	AKOLA	48792	48778	48778	0	14
3	AURANGABAD	36740	36514	36514	0	226
4	BEED	35310	35253	35253	0	57
5	BHANDARA	64981	64920	64920	0	61
6	BULDHANA	44752	44713	44713	0	39
7	CHANDRAPUR	43093	42958	42958	0	135
8	DHULE	64999	64917	64917	0	82
9	GADCHIROLI	31703	31615	31615	0	88
10	GONDIA	96493	96138	96138	0	355
11	HINGOLI	18109	18083	18083	0	26
12	JALNA	24038	24023	24023	0	15
13	KOLHAPUR	17658	17646	17646	0	12
14	LATUR	20679	20493	20493	0	186
15	NANDED	69533	69463	69463	0	70
16	NANDURBAR	119606	118958	118958	0	648
17	NASHIK	89735	89683	89683	0	52
18	OSMANABAD	14506	14411	14411	0	95
19	PALGHAR	35376	35188	35188	0	188
20	PARBHANI	19088	19062	19062	0	26
21	RAIGAD	9830	9820	9820	0	10
22	RATNAGIRI	9888	9871	9871	0	17
23	SATARA	15329	15249	15249	0	80
24	SINDHUDURG	5133	5133	5133	0	0
25	SOLAPUR	49095	48394	48394	0	701
26	THANE	9605	9599	9599	0	6
27	WARDHA	18633	18607	18607	0	26
28	WASHIM	20390	20362	20362	0	28
29	YAVATMAL	65341	65184	65184	0	157
30	SANGLI	21778	21611	21606	-5	172
31	NAGPUR	37000	36991	36985	-6	15
32	JALGAON	79706	79302	79286	-16	420
33	AMRAVATI	95496	95266	95248	-18	248
34	PUNE	20517	20527	20501	-26	16
Total		1413723	1409488	1409417	0	4306

Remaining Sanction RANK

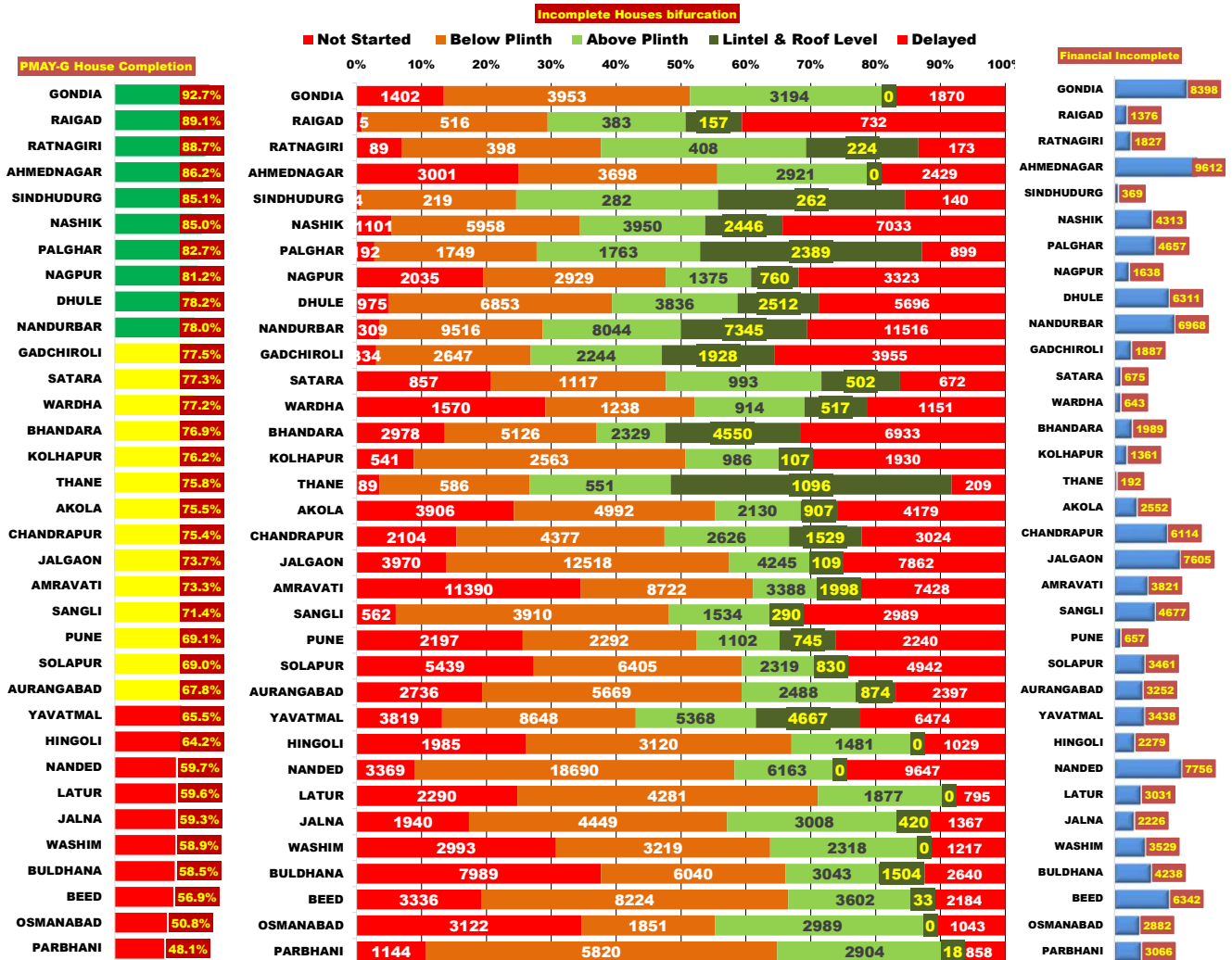
SINDHUDURG	0
THANE	6
RAIGAD	10
KOLHAPUR	12
AKOLA	14
JALNA	15
NAGPUR	15
PUNE	16
RATNAGIRI	17
HINGOLI	26
PARBHANI	26
WARDHA	26
WASHIM	28
AHMEDNAGAR	35
BULDHANA	39
NASHIK	52
BEED	57
BHANDARA	61
NANDED	70
SATARA	80
DHULE	82
GADCHIROLI	88
OSMANABAD	95
CHANDRAPUR	135
YAVATMAL	157
SANGLI	172
LATUR	186
PALGHAR	188
AURANGABAD	226
AMRAVATI	248
GONDIA	355
JALGAON	420
NANDURBAR	648
SOLAPUR	701

प्रधानमंत्री आवास योजना - ग्रामीण : भूमिहीन लाभार्थी अहवाल

Sr. No.	District	Google Sheet Report			AwaasSoft Report			
		Total Landless	Provided land	Remaining	Landless beneficiaries tagged in AwaasSoft	Landless beneficiaries provided land	Remaining Landless	Remaining Tag (provided land)
1	DHULE	18	18	0	18	18	0	0
2	GADCHIROLI	8	8	0	8	8	0	0
3	NANDURBAR	0	0	0	0	0	0	0
4	PALGHAR	11	9	2	11	11	0	-2
5	RAIGAD	6	6	0	6	6	0	0
6	RATNAGIRI	23	23	0	23	23	0	0
7	SINDHUDURG	420	420	0	420	420	0	0
8	KOLHAPUR	257	238	19	257	227	30	11
9	THANE	127	69	58	127	60	67	9
10	NANDED	362	319	43	362	242	120	77
11	GONDIA	2450	2450	0	2450	2327	123	123
12	BEED	212	125	87	212	72	140	53
13	SANGLI	430	198	232	410	144	266	54
14	PARBHANI	331	63	268	331	54	277	9
15	SATARA	1304	659	645	1294	630	664	29
16	NASHIK	1802	1324	478	1803	1072	731	252
17	HINGOLI	1713	795	918	1713	466	1247	329
18	CHANDRAPUR	2769	1221	1548	2745	1486	1259	-265
19	JALNA	1381	406	975	1374	85	1289	321
20	WARDHA	2803	1666	1137	2829	1347	1482	319
21	NAGPUR	5054	3588	1466	5018	3443	1575	145
22	JALGAON	22928	20121	2807	22896	20963	1933	-842
23	PUNE	2924	1602	1322	2923	885	2038	717
24	LATUR	2299	1121	1178	2310	271	2039	850
25	BHANDARA	5782	3543	2239	5669	3266	2403	277
26	OSMANABAD	2470	287	2183	2470	56	2414	231
27	YAVATMAL	3612	1450	2162	3673	1253	2420	197
28	WASHIM	3457	1398	2059	3443	865	2578	533
29	AURANGABAD	3297	1733	1564	3290	288	3002	1445
30	AHMEDNAGAR	7756	4183	3573	7756	4455	3301	-272
31	AKOLA	7072	3935	3137	7367	3903	3464	32
32	SOLAPUR	7297	3684	3613	7228	1410	5818	2274
33	BULDHANA	15191	10571	4620	15214	7850	7364	2721
34	AMRAVATI	21529	12817	8712	21543	11392	10151	1425
	Total	127095	80050	47045	127193	68998	58195	12433

प्रधानमंत्री आवास योजना ग्रामीण - पूर्ण घरकूले

Sr. No.	Division	Sanction	17.05.2023	18.05.2023	Daily Achievement	Remaining	Avg. Completed Per Day From 20.11.22 to Today	To be Completed in Per Day till 05.06.23
1	AMRAVATI DIV.	274285	187358	187473	115	86812	169	4823
2	NAGPUR DIV.	291223	240228	240326	98	50897	180	2828
3	NASHIK DIV.	413600	330455	330522	67	83078	263	4615
4	AURANGABAD DIV.	237302	140793	140853	60	96449	186	5358
5	PUNE DIV.	123396	88193	88231	38	35165	60	1954
6	KONKAN DIV.	69611	58205	58242	37	11369	49	632
Total		1409417	1045232	1045647	415	363770	908	20209



प्रधानमंत्री आवास योजना ग्रामीण - पूर्ण घरकूले

Sr. No.	District	Sanction	17.05.2023	18.05.2023	Daily Achievement	Remaining	Avg. Completed Per Day From 20.11.22 to Today	To be Completed in Per Day till 05.06.23
1	GONDIA	96138	89100	89138	38	7000	65	389
2	AMRAVATI	95248	69761	69796	35	25452	46	1414
3	WASHIM	20362	11965	11997	32	8365	22	465
4	AHMEDNAGAR	60756	52336	52365	29	8391	80	466
5	AKOLA	48778	36818	36843	25	11935	21	663
6	PALGHAR	35188	29075	29095	20	6093	23	339
7	YAVATMAL	65184	42669	42689	20	22495	52	1250
8	BHANDARA	64920	49920	49937	17	14983	33	832
9	SANGLI	21606	15419	15436	17	6170	11	343
10	AURANGABAD	36514	24732	24748	16	11766	31	654
11	WARDHA	18607	14353	14368	15	4239	10	236
12	GADCHIROLI	31615	24473	24487	14	7128	26	396
13	KOLHAPUR	17646	13435	13449	14	4197	8	233
14	NAGPUR	36985	30010	30021	11	6964	12	387
15	NANDED	69463	41468	41479	11	27984	46	1555
16	NANDURBAR	118958	92733	92744	11	26214	39	1456
17	JALGAON	79286	58434	58444	10	20842	48	1158
18	NASHIK	89683	76218	76228	10	13455	53	748
19	PARBHANI	19062	9166	9176	10	9886	17	549
20	BEED	35253	20049	20058	9	15195	21	844
21	SINDHUDURG	5133	4358	4366	8	767	4	43
22	DHULE	64917	50734	50741	7	14176	43	788
23	JALNA	24023	14229	14236	7	9787	21	544
24	RATNAGIRI	9871	8745	8752	7	1119	14	62
25	LATUR	20493	12214	12220	6	8273	21	460
26	SATARA	15249	11775	11780	5	3469	13	193
27	BULDHANA	44713	26145	26148	3	18565	29	1031
28	CHANDRAPUR	42958	32372	32375	3	10583	34	588
29	PUNE	20501	14163	14165	2	6336	9	352
30	OSMANABAD	14411	7317	7318	1	7093	14	394
31	RAIGAD	9820	8751	8752	1	1068	4	59
32	THANE	9599	7276	7277	1	2322	4	129
33	HINGOLI	18083	11618	11618	0	6465	15	359
34	SOLAPUR	48394	33401	33401	0	14993	20	833
Total		1409417	1045232	1045647	415	363770	908	20209

राज्यपुरस्कृत आवास योजना ग्रामीण - मंजूरी

Sr. No.	Division	Target	17.05.2023	18.05.2023	Daily_Achievement	Remaining
1	NASHIK DIV.	141552	111823	112079	256	29473
2	NAGPUR DIV.	118430	95977	96221	244	22209
3	AMRAVATI DIV.	110155	94787	94831	44	15324
4	AURANGABAD DIV.	200327	168392	168393	3	31934
5	KONKAN DIV.	34744	31538	31539	1	3205
6	PUNE DIV.	65859	63392	63392	0	2467
Total		671067	565909	566455	548	104612

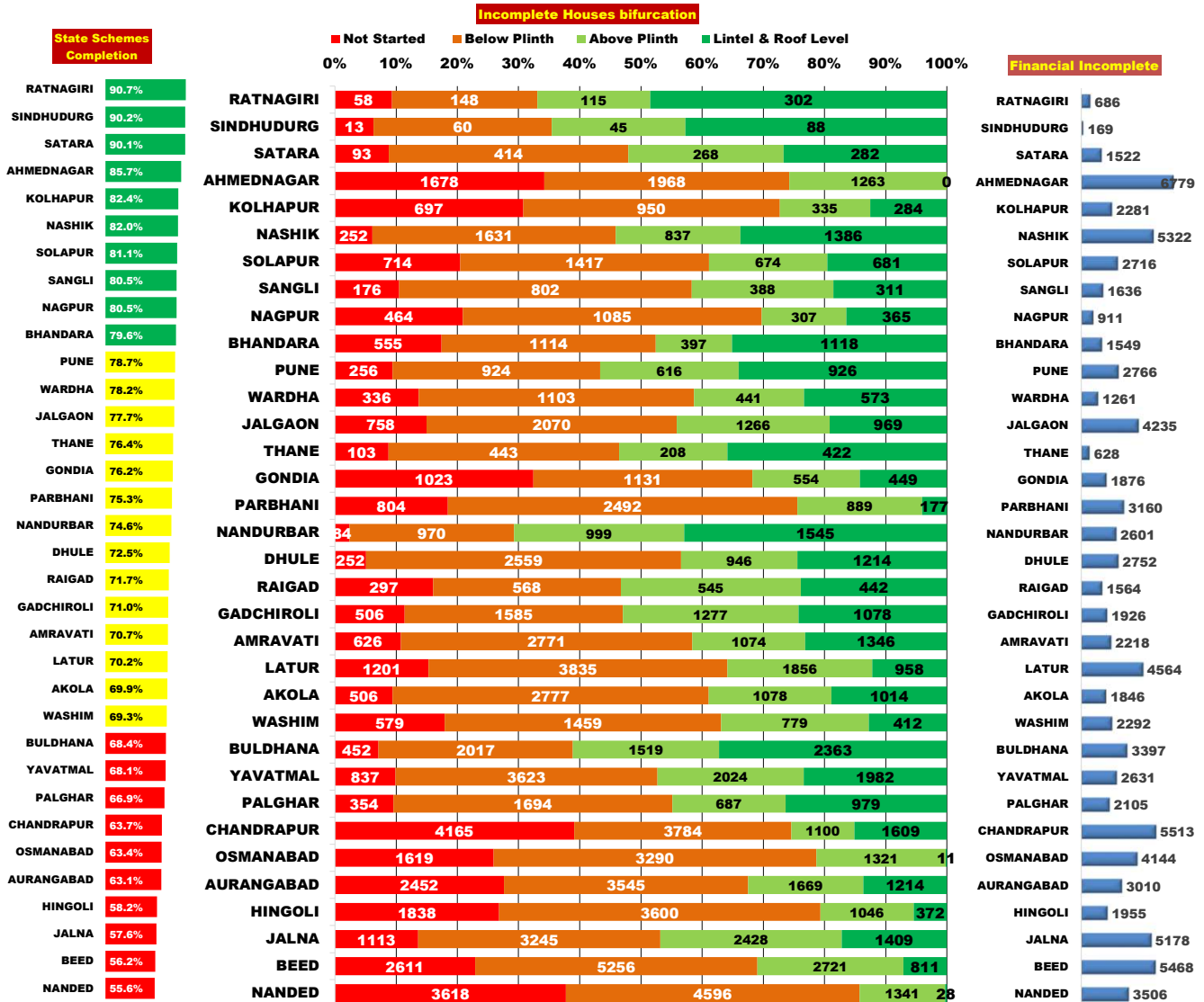
Sr. No.	District	Target	17.05.2023	18.05.2023	Daily_Achievement	Remaining
1	AHMEDNAGAR	35298	34010	34266	256	1032
2	CHANDRAPUR	40285	29149	29361	212	10924
3	NAGPUR	16291	11355	11381	26	4910
4	WASHIM	11503	10491	10510	19	993
5	BULDHANA	21702	20075	20090	15	1612
6	AKOLA	23681	17823	17830	7	5851
7	BHANDARA	17612	15601	15605	4	2007
8	AMRAVATI	23224	19882	19884	2	3340
9	GONDIA	14261	13290	13292	2	969
10	OSMANABAD	24853	17065	17067	2	7786
11	PARBHANI	19784	17649	17650	1	2134
12	THANE	6264	4981	4982	1	1282
13	YAVATMAL	30045	26516	26517	1	3528
14	AURANGABAD	26141	24044	24044	0	2097
15	BEED	26878	26035	26035	0	843
16	DHULE	21790	18088	18088	0	3702
17	GADCHIROLI	16834	15332	15332	0	1502
18	JALGAON	25851	22723	22723	0	3128
19	JALNA	20609	19320	19320	0	1289
20	KOLHAPUR	13090	12889	12889	0	201
21	LATUR	28004	26315	26315	0	1689
22	NANDED	26760	21565	21565	0	5195
23	NANDURBAR	26578	14140	14140	0	12438
24	NASHIK	32035	22862	22862	0	9173
25	PALGHAR	11792	11208	11208	0	584
26	PUNE	14672	12775	12775	0	1897
27	RAIGAD	7418	6550	6550	0	868
28	RATNAGIRI	7129	6691	6691	0	438
29	SANGLI	8732	8604	8604	0	128
30	SATARA	10647	10647	10647	0	0
31	SINDHUDURG	2141	2108	2108	0	33
32	SOLAPUR	18718	18477	18477	0	241
33	WARDHA	13147	11250	11250	0	1897
34	HINGOLI	27298	16399	16397	-2	10901
Total		671067	565909	566455	548	104612

Remaining Sanction RANK

SATARA	0
SINDHUDURG	33
SANGLI	128
KOLHAPUR	201
SOLAPUR	241
RATNAGIRI	438
PALGHAR	584
BEED	843
RAIGAD	868
GONDIA	969
WASHIM	993
AHMEDNAGAR	1032
THANE	1282
JALNA	1289
GADCHIROLI	1502
BULDHANA	1612
LATUR	1689
PUNE	1897
WARDHA	1897
BHANDARA	2007
AURANGABAD	2097
PARBHANI	2134
JALGAON	3128
AMRAVATI	3340
YAVATMAL	3528
DHULE	3702
NAGPUR	4910
NANDED	5195
AKOLA	5851
OSMANABAD	7786
NASHIK	9173
HINGOLI	10901
CHANDRAPUR	10924
NANDURBAR	12438

राज्यपुरस्कृत आवास योजना ग्रामीण - पूर्ण घरकूले

Sr. No.	Division	Sanction	17.05.2023	18.05.2023	Daily_Achievement	Remaining	Avg. Completed Per Day From 20.11.22 to Today	To be Completed in Per Day till 05.06.23
1	AURANGABAD DIV.	168393	104978	105027	49	63366	83	3520
2	AMRAVATI DIV.	94831	65548	65593	45	29238	52	1624
3	NAGPUR DIV.	96221	70065	70102	37	26119	42	1451
4	NASHIK DIV.	112079	89422	89446	24	22633	64	1257
5	PUNE DIV.	63392	52177	52184	7	11208	23	623
6	KONKAN DIV.	31539	23963	23968	5	7571	14	421
Total		566455	406153	406320	167	160135	279	8896



राज्यपुरस्कृत आवास योजना ग्रामीण - पूर्ण घरकूले

Sr. No.	District	Sanction	17.05.2023	18.05.2023	Daily Achievement	Remaining	Avg. Completed Per Day From 20.11.22 to Today	To be Completed in Per Day till 05.06.23
1	YAVATMAL	26517	18035	18051	16	8466	13	470
2	WARDHA	11250	8784	8797	13	2453	6	136
3	BEED	26035	14625	14636	11	11399	13	633
4	GADCHIROLI	15332	10875	10886	11	4446	9	247
5	LATUR	26315	18454	18465	11	7850	12	436
6	AHMEDNAGAR	34266	29361	29371	10	4895	27	272
7	BULDHANA	20090	13729	13739	10	6351	15	353
8	JALNA	19320	11115	11125	10	8195	22	455
9	WASHIM	10510	7272	7281	9	3229	7	179
10	NAGPUR	11381	9153	9160	7	2221	3	123
11	AMRAVATI	19884	14061	14067	6	5817	9	323
12	AURANGABAD	24044	15158	15164	6	8880	9	493
13	DHULE	18088	13111	13117	6	4971	9	276
14	GONDIA	13292	10129	10135	6	3157	8	175
15	JALGAON	22723	17655	17660	5	5063	11	281
16	PARBHANI	17650	13283	13288	5	4362	4	242
17	AKOLA	17830	12451	12455	4	5375	8	299
18	HINGOLI	16397	9538	9541	3	6856	6	381
19	KOLHAPUR	12889	10620	10623	3	2266	3	126
20	NANDED	21565	11979	11982	3	9583	8	532
21	NASHIK	22862	18753	18756	3	4106	11	228
22	PALGHAR	11208	7491	7494	3	3714	6	206
23	RAIGAD	6550	4696	4698	2	1852	3	103
24	SANGLI	8604	6925	6927	2	1677	3	93
25	PUNE	12775	10052	10053	1	2722	5	151
26	SATARA	10647	9589	9590	1	1057	5	59
27	BHANDARA	15605	12421	12421	0	3184	4	177
28	CHANDRAPUR	29361	18703	18703	0	10658	12	592
29	NANDURBAR	14140	10542	10542	0	3598	6	200
30	OSMANABAD	17067	10826	10826	0	6241	9	347
31	RATNAGIRI	6691	6068	6068	0	623	3	35
32	SINDHUDURG	2108	1902	1902	0	206	1	11
33	SOLAPUR	18477	14991	14991	0	3486	7	194
34	THANE	4982	3806	3806	0	1176	2	65
Total		566455	406153	406320	167	160135	279	8896

प्रधानमंत्री आवास योजना ग्रामीण - हप्ते वितरण

Sr. No.	Division	1st Installment (Daily Achievement)	1st Installment Remaining	2nd Installment (Daily Achievement)	2nd Installment Remaining	3rd Installment (Daily Achievement)	3rd Installment Remaining
1	AMRAVATI DIV.	76	30030	57	31621	73	16247
2	AURANGABAD DIV.	18	19891	71	52104	29	24512
3	NASHIK DIV.	0	10356	19	38543	93	22996
4	KONKAN DIV.	0	386	33	3468	21	3387
5	NAGPUR DIV.	5	10210	16	20270	28	12682
6	PUNE DIV.	1	9470	16	16287	25	6934
Total		100	80343	212	162293	269	86758

PMAY-G 1st Ins Pending

SINDHUDURG	4
RAIGAD	12
RATNAGIRI	89
THANE	89
PALGHAR	192
GADCHIROLI	309
SANGLI	436
KOLHAPUR	541
SATARA	857
DHULE	975
NASHIK	1101
PARBHANI	1144
NANDURBAR	1309
GONDIA	1402
WARDHA	1570
NAGPUR	1900
JALNA	1910
HINGOLI	1985
CHANDRAPUR	2051
PUNE	2197
LATUR	2290
AURANGABAD	2735
BHANDARA	2978
WASHIM	2990
AHMEDNAGAR	3001
OSMANABAD	3122
BEED	3336
NANDED	3369
YAVATMAL	3812
AKOLA	3906
JALGAON	3970
SOLAPUR	5439
BULDHANA	7978
AMRAVATI	11344

PMAY-G 2nd Ins Pending

SINDHUDURG	219
RATNAGIRI	398
RAIGAD	516
THANE	586
SATARA	1117
WARDHA	1238
PALGHAR	1749
OSMANABAD	1851
PUNE	2292
KOLHAPUR	2563
GADCHIROLI	2647
NAGPUR	2929
HINGOLI	3120
WASHIM	3219
AHMEDNAGAR	3698
SANGLI	3910
GONDIA	3953
LATUR	4281
CHANDRAPUR	4377
JALNA	4449
AKOLA	4992
BHANDARA	5126
AURANGABAD	5669
PARBHANI	5820
NASHIK	5958
BULDHANA	6040
SOLAPUR	6405
DHULE	6853
BEED	8224
YAVATMAL	8648
AMRAVATI	8722
NANDURBAR	9516
JALGAON	12518
NANDED	18690

PMAY-G 3rd Ins Pending

SINDHUDURG	282
RAIGAD	383
RATNAGIRI	408
THANE	551
WARDHA	914
KOLHAPUR	986
SATARA	993
PUNE	1102
NAGPUR	1375
HINGOLI	1481
SANGLI	1534
PALGHAR	1763
LATUR	1877
AKOLA	2130
GADCHIROLI	2244
WASHIM	2318
SOLAPUR	2319
BHANDARA	2329
AURANGABAD	2488
CHANDRAPUR	2626
PARBHANI	2904
AHMEDNAGAR	2921
OSMANABAD	2989
JALNA	3008
BULDHANA	3043
GONDIA	3194
AMRAVATI	3388
BEED	3602
DHULE	3836
NASHIK	3950
JALGAON	4245
YAVATMAL	5368
NANDED	6163
NANDURBAR	8044

प्रधानमंत्री आवास योजना ग्रामीण - हप्ते वितरण

Sr. No.	District	1st Installment (Daily Achivement)	1st Installment Remaining	2nd Installment (Daily Achivement)	2nd Installment Remaining	3rd Installment (Daily Achivement)	3rd Installment Remaining
1	AMRAVATI	12	11344	25	8722	31	3388
2	YAVATMAL	2	3812	24	8648	34	5368
3	AHMEDNAGAR	-13	3001	9	3698	41	2921
4	AKOLA	28	3906	8	4992	1	2130
5	BULDHANA	29	7978	0	6040	7	3043
6	NANDED	3	3369	29	18690	1	6163
7	NANDURBAR	0	1309	6	9516	26	8044
8	PALGHAR	0	192	32	1749	0	1763
9	NASHIK	0	1101	4	5958	24	3950
10	HINGOLI	0	1985	20	3120	6	1481
11	THANE	0	89	0	586	21	551
12	AURANGABAD	4	2735	8	5669	8	2488
13	JALNA	8	1910	7	4449	5	3008
14	NAGPUR	0	1900	5	2929	11	1375
15	SANGLI	0	436	3	3910	12	1534
16	SOLAPUR	1	5439	7	6405	6	2319
17	LATUR	1	2290	6	4281	5	1877
18	WARDHA	4	1570	2	1238	3	914
19	CHANDRAPUR	1	2051	5	4377	2	2626
20	GONDIA	0	1402	3	3953	5	3194
21	PUNE	0	2197	2	2292	6	1102
22	BHANDARA	0	2978	1	5126	4	2329
23	WASHIM	5	2990	0	3219	0	2318
24	GADCHIROLI	0	309	0	2647	3	2244
25	PARBHANI	0	1144	0	5820	3	2904
26	SATARA	0	857	2	1117	1	993
27	BEED	0	3336	1	8224	1	3602
28	JALGAON	0	3970	0	12518	2	4245
29	KOLHAPUR	0	541	2	2563	0	986
30	OSMANABAD	2	3122	0	1851	0	2989
31	RATNAGIRI	0	89	1	398	0	408
32	DHULE	0	975	0	6853	0	3836
33	RAIGAD	0	12	0	516	0	383
34	SINDHUDURG	0	4	0	219	0	282
	Total	100	80343	212	162293	269	86758

राज्यपुरस्कृत आवास योजना ग्रामीण - हप्ते वितरण

Sr. No.	Division	1st Installment (Daily Achivement)	1st Installment Remaining	2nd Installment (Daily Achivement)	2nd Installment Remaining	3rd Installment (Daily Achivement)	3rd Installment Remaining
1	AURANGABAD DIV.	64	15256	64	29859	38	13271
2	NAGPUR DIV.	60	7049	48	9802	39	4076
3	AMRAVATI DIV.	26	3000	63	12647	40	6474
4	KONKAN DIV.	0	825	48	2913	58	1600
5	NASHIK DIV.	8	3024	26	9198	35	5311
6	PUNE DIV.	2	1936	8	4507	15	2281
Total		160	31090	257	68926	225	33013

State Schemes 1st Ins Pending

SINDHUDURG	13
RATNAGIRI	58
NANDURBAR	84
SATARA	93
THANE	103
SANGLI	176
DHULE	252
NASHIK	252
PUNE	256
RAIGAD	297
WARDHA	336
PALGHAR	354
BULDHANA	452
NAGPUR	464
GADCHIROLI	506
AKOLA	506
BHANDARA	555
WASHIM	579
AMRAVATI	626
KOLHAPUR	697
SOLAPUR	714
JALGAON	758
PARBHANI	804
YAVATMAL	837
GONDIA	1023
JALNA	1113
LATUR	1201
OSMANABAD	1619
AHMEDNAGAR	1678
HINGOLI	1838
AURANGABAD	2452
BEED	2611
NANDED	3618
CHANDRAPUR	4165

State Schemes 2nd Ins Pending

SINDHUDURG	60
RATNAGIRI	148
SATARA	414
THANE	443
RAIGAD	568
SANGLI	802
PUNE	924
KOLHAPUR	950
NANDURBAR	970
NAGPUR	1085
WARDHA	1103
BHANDARA	1114
GONDIA	1131
SOLAPUR	1417
WASHIM	1459
GADCHIROLI	1585
NASHIK	1631
PALGHAR	1694
AHMEDNAGAR	1968
BULDHANA	2017
JALGAON	2070
PARBHANI	2492
DHULE	2559
AMRAVATI	2771
AKOLA	2777
JALNA	3245
OSMANABAD	3290
AURANGABAD	3545
HINGOLI	3600
YAVATMAL	3623
CHANDRAPUR	3784
LATUR	3835
NANDED	4596
BEED	5256

State Schemes 3rd Ins Pending

SINDHUDURG	45
RATNAGIRI	115
THANE	208
SATARA	268
NAGPUR	307
KOLHAPUR	335
SANGLI	388
BHANDARA	397
WARDHA	441
RAIGAD	545
GONDIA	554
PUNE	616
SOLAPUR	674
PALGHAR	687
WASHIM	779
NASHIK	837
PARBHANI	889
DHULE	946
NANDURBAR	999
HINGOLI	1046
AMRAVATI	1074
AKOLA	1078
CHANDRAPUR	1100
AHMEDNAGAR	1263
JALGAON	1266
GADCHIROLI	1277
OSMANABAD	1321
NANDED	1341
BULDHANA	1519
AURANGABAD	1669
LATUR	1856
YAVATMAL	2024
JALNA	2428
BEED	2721

राज्यपुरस्कृत आवास योजना ग्रामीण -हप्ते वितरण

Sr. No.	District	1st Installment (Daily Achivement)	1st Installment Remaining	2nd Installment (Daily Achivement)	2nd Installment Remaining	3rd Installment (Daily Achivement)	3rd Installment Remaining
1	PALGHAR	0	354	24	1694	28	687
2	WASHIM	15	579	17	1459	20	779
3	AURANGABAD	34	2452	8	3545	7	1669
4	CHANDRAPUR	42	4165	5	3784	0	1100
5	JALNA	12	1113	18	3245	15	2428
6	OSMANABAD	14	1619	25	3290	4	1321
7	RAIGAD	0	297	20	568	19	545
8	AMRAVATI	2	626	23	2771	13	1074
9	YAVATMAL	8	837	21	3623	6	2024
10	GONDIA	12	1023	11	1131	9	554
11	GADCHIROLI	1	506	13	1585	14	1277
12	JALGAON	0	758	11	2070	16	1266
13	LATUR	4	1201	10	3835	8	1856
14	WARDHA	0	336	9	1103	13	441
15	NASHIK	6	252	5	1631	5	837
16	KOLHAPUR	0	697	4	950	10	335
17	NAGPUR	5	464	5	1085	3	307
18	RATNAGIRI	0	58	4	148	9	115
19	AHMEDNAGAR	-3	1678	3	1968	8	1263
20	NANDURBAR	0	84	5	970	5	999
21	PUNE	0	256	4	924	5	616
22	PARBHANI	0	804	2	2492	4	889
23	BHANDARA	0	555	5	1114	0	397
24	DHULE	2	252	2	2559	1	946
25	BULDHANA	1	452	2	2017	1	1519
26	SATARA	2	93	0	414	0	268
27	NANDED	0	3618	1	4596	0	1341
28	SINDHUDURG	0	13	0	60	1	45
29	THANE	0	103	0	443	1	208
30	AKOLA	0	506	0	2777	0	1078
31	BEED	0	2611	0	5256	0	2721
32	HINGOLI	0	1838	0	3600	0	1046
33	SANGLI	0	176	0	802	0	388
34	SOLAPUR	0	714	0	1417	0	674
	Total	160	31090	257	68926	225	33013

प्रधानमंत्री आवास योजना ग्रामीण - Delayed Houses

■ पहिला हप्ता मिळाल्यानंतर १२ महिने उलटूनही अपूर्ण घरकुले
 ■ पहिला हप्ता मिळाल्यानंतर १८ महिने उलटूनही अपूर्ण घरकुले
 ■ पहिला हप्ता मिळाल्यानंतर १० दिवसानंतरही दुसरा हप्ता न मिळालेले घरकुले

■ दुसरा हप्ता मिळाल्यानंतर १० दिवसानंतरही तिसरा हप्ता न मिळालेले घरकुले
 ■ तिसरा हप्ता मिळाल्यानंतर १० दिवसानंतरही अपूर्ण घरांची संख्या

जिल्हा	पहिला हप्ता मिळाल्यानंतर १२ महिने उलटूनही अपूर्ण घरकुले	पहिला हप्ता मिळाल्यानंतर १८ महिने उलटूनही अपूर्ण घरकुले	पहिला हप्ता मिळाल्यानंतर १० दिवसानंतरही दुसरा हप्ता न मिळालेले घरकुले	दुसरा हप्ता मिळाल्यानंतर १० दिवसानंतरही तिसरा हप्ता न मिळालेले घरकुले	तिसरा हप्ता मिळाल्यानंतर १० दिवसानंतरही अपूर्ण घरांची संख्या
AHMEDNAGAR	2429	1749	3132	1626	45
AKOLA	4179	3491	3527	874	589
AMRAVATI	7428	5573	7211	1518	1076
AURANGABAD	2397	2242	4903	1110	460
BEED	2184	1863	6863	1658	489
BHANDARA	6933	5215	4682	800	2331
BULDHANA	2640	2159	4127	864	744
CHANDRAPUR	3024	1950	3433	703	300
DHULE	5696	4097	5872	2340	1704
GADCHIROLI	3955	2449	2297	1240	938
GONDIA	1870	1801	3134	1024	144
HINGOLI	1029	667	2592	482	106
JALGAON	7862	6635	11099	2046	733
JALNA	1367	1081	3294	831	328
KOLHAPUR	1930	734	2369	296	112
LATUR	795	726	2757	472	54
NAGPUR	3323	2314	2554	451	589
NANDED	9647	9157	14694	2053	380
NANDURBAR	11516	9951	7125	4688	5252
NASHIK	7033	3576	4780	2062	1612
OSMANABAD	1043	584	1225	438	8
PALGHAR	899	644	1356	770	580
PARBHANI	858	737	4667	606	124
PUNE	2240	1725	1943	541	481
RAIGAD	732	239	478	241	164
RATNAGIRI	173	42	333	139	76
SANGLI	2989	2293	3478	585	157
SATARA	672	373	824	236	151
SINDHUDURG	140	87	193	72	32
SOLAPUR	4942	4578	4987	1239	529
THANE	209	188	546	171	253
WARDHA	1151	802	946	212	245
WASHIM	1217	866	2546	442	97
YAVATMAL	6474	4360	6980	1846	1801